



सत्यमेव जयते



वाणिज्यिक जासूसी एवं सांख्यिकी महानिदेशालय
Directorate General of Commercial Intelligence & Statistics

Indian Trade Journal - Commodity Profile Report

Export

ITCHS 8429-Self-Propelled Bulldozers, Angledozers, Graders, Levellers, Scrapers, Mechanical Shovels, Excavators, Shovel Loaders, Tamping Machines and Road Rollers

Import

ITCHS 8481-Taps, Cocks, Valves and Similar Appliances for Pipes, Boiler Shells, Tanks, Vats or the like, including Pressure-Reducing Valves and the thermostatically Controlled-Valves.

Commodity EXIM Report

Indian Trade Journal (ITJ) Division

Directorate General of Commercial Intelligence & Statistics (DGCI&S), Kolkata

The weekly EXIM Report published by ITJ Division of DGCI&S, Kolkata presents some basic insights into India's export and import trade patterns w.r.t. selected set of commodities identified each week in order to facilitate preliminary commodity group/sector specific analysis for better policy making.

2. For both categories of trades, one commodity group is chosen from the entire ITC-HS 4-digit Classification (latest being 2024 classification system). The Indian Trade Classification based on Harmonized System has been adopted in India for Export and Import Operations. While India specific data is sourced from DGCI&S, M/o Commerce & Industry Database, global export-import data of exactly those sets of commodities are sourced from UN-COMTRADE Database.

3. As regards the time-period, this report outlines trade statistics over a period of four years. Currently (for reports being prepared in 2024) we are considering the time-period of 2021 to 2024. The latest finalized data available on the UN Comtrade Database is only up to year 2024 (Calendar Year) and on the DGCI&S Database up to April, 2026. So, for each commodity group dealt in this report, trends from 2021 to 2024 have been showcased where data has been sourced from UN Comtrade and from 2021 to 2024 when sourced from DGCI&S database; however, for computation of commodity group's share in India's overall export basket and import basket we have had to use Callender Year data as all aggregate level data in India are represented in FY format.

4. In the instant report [2nd weekly Commodity Exim Report of June, 2026, dated, 10th June, 2026 the following two commodities have been dealt with.

Export: Self-Propelled Bulldozers, Angledozer, Graders, Levellers, Scrapers, Mechanical Shovels, Excavators, Shovel Loaders, Tamping Machines and Road Rollers [ITCHS Code – 8429] - In FY 2024-25, this commodity group has 0.33% share in India's total Export value basket as per Department of Commerce, M/o-Commerce & Industry, Govt. of India data base. India had occupied the 11th position in exports of Self-Propelled Bulldozers, Angledozer, Graders, Levellers, Scrapers, Mechanical Shovels, Excavators, Shovel Loaders, Tamping Machines and Road Rollers with (1346.05 million USD) with 2.34% share of total global exports in the year 2024 as per UN Comtrade data sources.

Import: Taps, Cocks, Valves and Similar Appliances for Pipes, Boiler Shells, Tanks, Vats or the like, including Pressure-Reducing Valves and the thermostatically Controlled Valves. [ITCHS Code – 8481] – In FY 2024-25, this commodity group had share of 0.31% in India's total Import value basket as per Department of Commerce, M/o-Commerce & Industry, Govt. of India data base. India had occupied the 13th position in imports of Taps, Cocks, Valves and Similar Appliances for Pipes, Boiler Shells, Tanks, Vats or the like, including Pressure-Reducing Valves and the thermostatically Controlled Valves with (2171.54 million USD) 2.0% share of total global imports in the year 2024 as per UN Comtrade data sources.

EXPORT

Self-Propelled Bulldozers, Angledozer, Graders, Levellers, Scrapers, Mechanical Shovels, Excavators, Shovel Loaders, Tamping Machines and Road Rollers classified as ITC Code – 8429 falls under Chapter - 84 ((Nuclear reactors, boilers, machinery and mechanical appliances; parts thereof) of Section – XVI (Machinery and Mechanical Appliances; Electrical equipment; Parts thereof; Sound Recorders and Reproducers, Television Image and Parts and Accessories of such Articles) of ITC-HS classification. India is engaged in the process of exporting this commodity and in FY 2024-25, this commodity group had so far had 0.33% share in India’s total Export value basket.

Table - 1

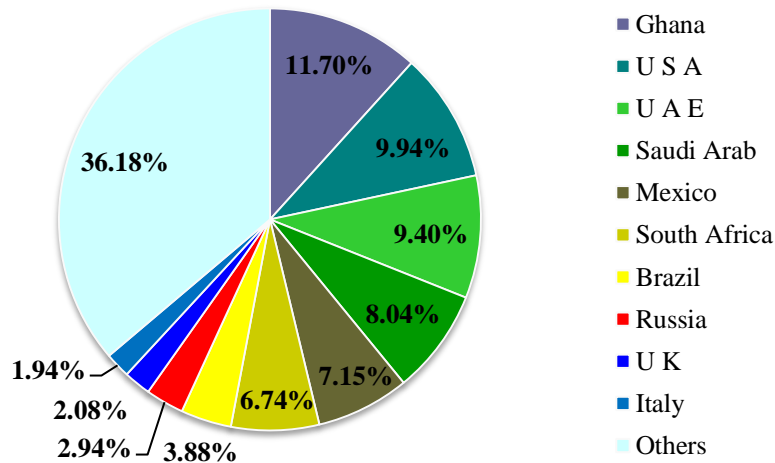
India’s Top 10 export destinations for Self-Propelled Bulldozers, Angledozer, Graders etc. (HS Code – 8429)

Rank	Countries	2021		2022		2023		2024	
		Value (million \$)	Share (%)	Value (million\$)	Share (%)	Value (million\$)	Share (%)	Value (million\$)	Share (%)
1.	Ghana	36.18	4.40	55.55	5.63	68.11	5.83	159.86	11.70
2.	U S A	23.48	2.85	53.45	5.41	177.85	15.21	135.77	9.94
3.	U A E	33.53	4.08	54.42	5.51	87.62	7.50	128.40	9.40
4.	Saudi Arab	46.97	5.71	100.96	10.23	118.02	10.10	109.86	8.04
5.	Mexico	17.61	2.14	44.45	4.50	75.74	6.48	97.68	7.15
6.	South Africa	53.68	6.53	86.70	8.78	82.51	7.06	92.07	6.74
7.	Brazil	7.20	0.88	24.74	2.51	35.59	3.04	52.98	3.88
8.	Russia	51.08	6.21	25.67	2.60	45.41	3.88	40.18	2.94
9.	U K	16.67	2.03	11.52	1.17	17.21	1.47	28.47	2.08
10.	Italy	4.87	0.59	8.31	0.84	12.43	1.06	26.53	1.94
	Others	531.15	64.58	521.44	52.82	448.52	38.37	494.29	36.18
	Total	822.42	100	987.21	100	1169.00	100	1366.09	100

Source: DGCI&S, Ministry of Commerce & Industry

Note: India’s Export includes re-export also

India’s top export 10 destinations of Self-Propelled Bulldozers, Angledozer, Graders etc. by percentage share in 2024



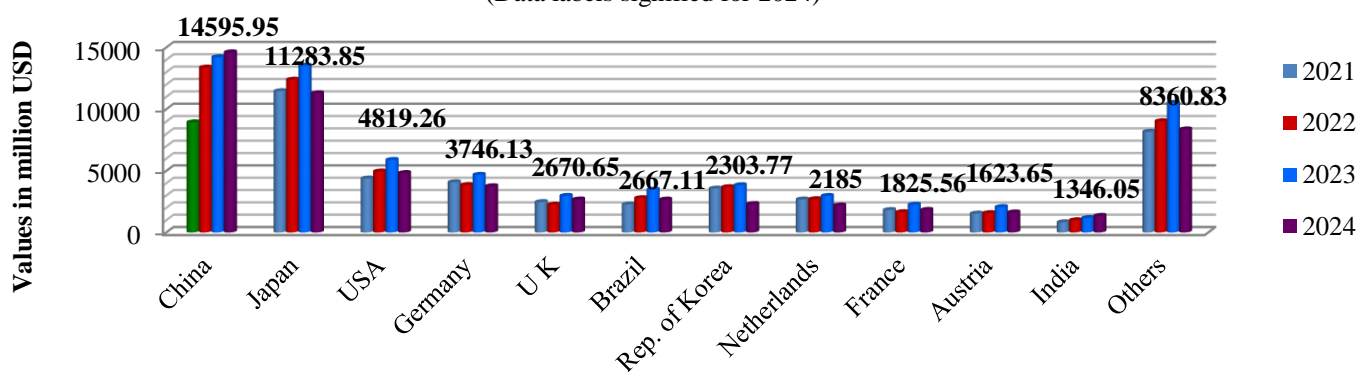
In the year 2024, India exported Self-Propelled Bulldozers, Angledozer, Graders etc. worth of US\$ 1366.09 million and registered a growth of 16.85% compared to the year 2023 figures of US\$ 1169.00 million. Ghana (importing US\$ 159.86 million worth of the goods in this segment from India) held the top position as an export destination in this segment with 11.70% share of India’s total exports recorded for 2024. In second and third places were USA (US\$ 135.77 million) and UAE (US\$ 128.40 million) to where India exported around 9.94% and 9.40% shares of India’s total Self-Propelled Bulldozers, Angledozer, Graders etc. exports respectively in 2024. Over the period under review India’s exports in this segment has continuous increased from 2021 till 2024 with a major leap in 2024.

Table - 2
World's Top 10 exporters of Self-Propelled Bulldozers, Angledozer, Graders etc. (HS Code – 8429)

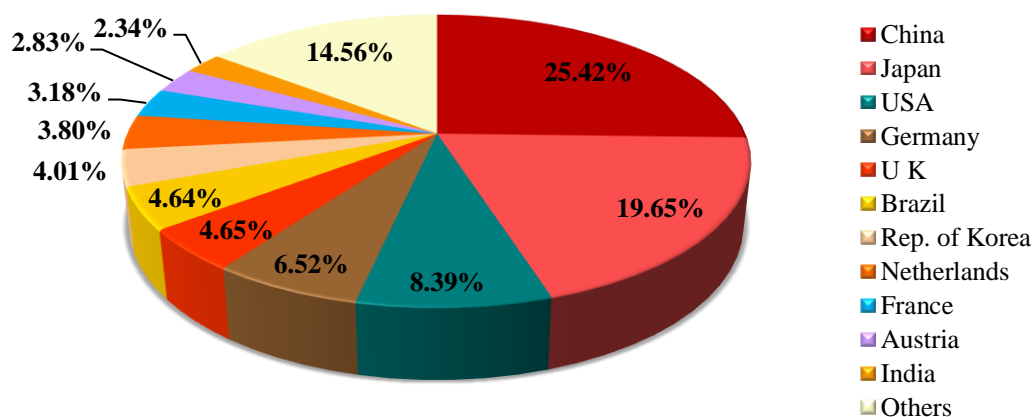
Rank	Countries	2021		2022		2023		2024	
		Value (million\$)	Share (%)	Value (million\$)	Share (%)	Value (million\$)	Share (%)	Value (million\$)	Share (%)
1.	China	8933.53	17.14	13364.95	22.59	14198.88	21.04	14595.95	25.42
2.	Japan	11455.62	21.97	12383.72	20.93	13511.02	20.02	11283.85	19.65
3.	USA	4373.66	8.39	4944.74	8.36	5881.27	8.72	4819.26	8.39
4.	Germany	4073.10	7.81	3847.54	6.50	4672.45	6.92	3746.13	6.52
5.	U K	2463.44	4.73	2251.47	3.81	2966.22	4.40	2670.65	4.65
6.	Brazil	2268.70	4.35	2779.57	4.70	3475.91	5.15	2667.11	4.64
7.	Rep. of Korea	3558.72	6.83	3672.89	6.21	3830.14	5.68	2303.77	4.01
8.	Netherlands	2673.61	5.13	2697.33	4.56	2960.85	4.39	2185.00	3.80
9.	France	1815.05	3.48	1645.24	2.78	2246.04	3.33	1825.56	3.18
10.	Austria	1529.78	2.93	1567.12	2.65	2055.91	3.05	1623.65	2.83
11.	India	822.31	1.58	988.59	1.67	1169.21	1.73	1346.05	2.34
	Others	8167.86	15.67	9024.50	15.25	10504.71	15.57	8360.83	14.56
	Total	52135.38	100	59167.65	100	67472.59	100	57427.83	100

Source: UN Comtrade

Leading Exporters of Self-Propelled Bulldozers, Angledozer, Graders etc. globally from 2021 to 2024
(Data labels signified for 2024)



World's 10 leading exporters of Self-Propelled Bulldozers, Angledozer, Graders etc. by percentage in 2024



The Self-Propelled Bulldozers, Angledozer, Graders etc. exports worldwide amounted to US\$ 57427.83 million in 2024 major down by 14.88% over the previous year. The lead Exporter in this segment has consistently been China (exporting goods worth a total of US\$ 14595.95 million) with a share of 25.42% in 2024. Japan (US\$ 11283.85 million) and USA (US\$ 4819.26 million) with 19.65% and 8.39% shares of world exports in this segment in 2024 stood at 2nd and 3rd positions respectively. **India** (exporting goods worth a total of US\$ 1346.05 million) with 2.34% share globally stood at 11th position. India's performance in this segment has significantly improved over the years with a major leap in 2024.

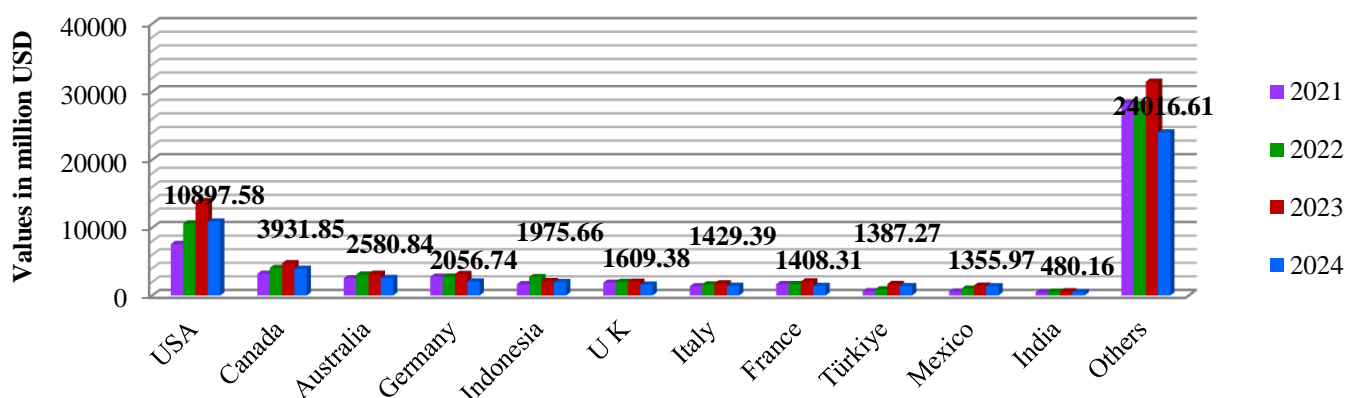
Table – 3

World’s Top 10 Importers of Self-Propelled Bulldozers, Angledozer, Graders etc. (HS Code – 8429)

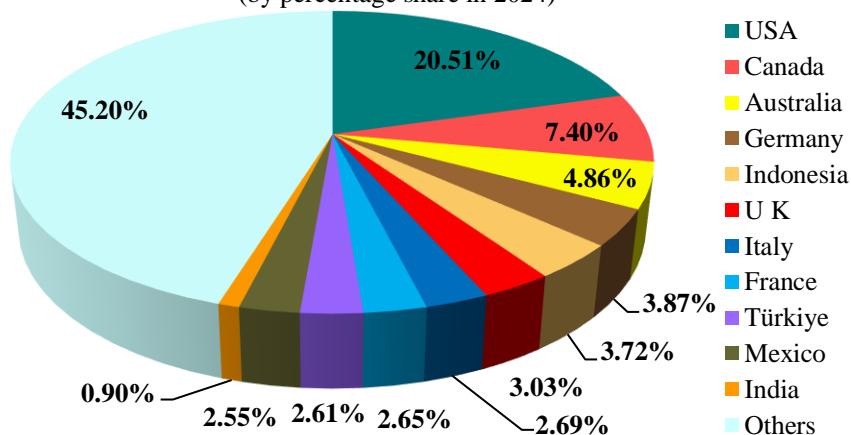
Rank	Countries	2021		2022		2023		2024	
		Value (million\$)	Share (%)	Value (million\$)	Share (%)	Value (million\$)	Share (%)	Value (million\$)	Share (%)
1.	USA	7583.82	14.39	10608.72	17.94	13918.29	20.40	10897.58	20.51
2.	Canada	3207.69	6.08	4053.25	6.85	4764.55	6.98	3931.85	7.40
3.	Australia	2525.43	4.79	3079.90	5.21	3195.88	4.68	2580.84	4.86
4.	Germany	2758.71	5.23	2785.15	4.71	3166.04	4.64	2056.74	3.87
5.	Indonesia	1660.01	3.15	2709.96	4.58	2097.11	3.07	1975.66	3.72
6.	U K	1873.36	3.55	1997.95	3.38	2019.64	2.96	1609.38	3.03
7.	Italy	1361.09	2.58	1620.48	2.74	1789.79	2.62	1429.39	2.69
8.	France	1672.54	3.17	1674.76	2.83	2068.55	3.03	1408.31	2.65
9.	Türkiye	642.54	1.22	893.51	1.51	1693.97	2.48	1387.27	2.61
10.	Mexico	590.80	1.12	1002.19	1.69	1451.04	2.13	1355.97	2.55
23.	India	477.42	0.91	573.42	0.97	611.01	0.90	480.16	0.90
	Others	28361.46	53.80	28140.15	47.58	31463.48	46.11	24016.61	45.20
	Total	52714.87	100	59139.44	100	68239.37	100	53129.75	100

Source: UN Comtrade

Leading Importers of Self-Propelled Bulldozers, Angledozer, Graders etc. globally from 2021 to 2024 (Data labels signified for 2024)



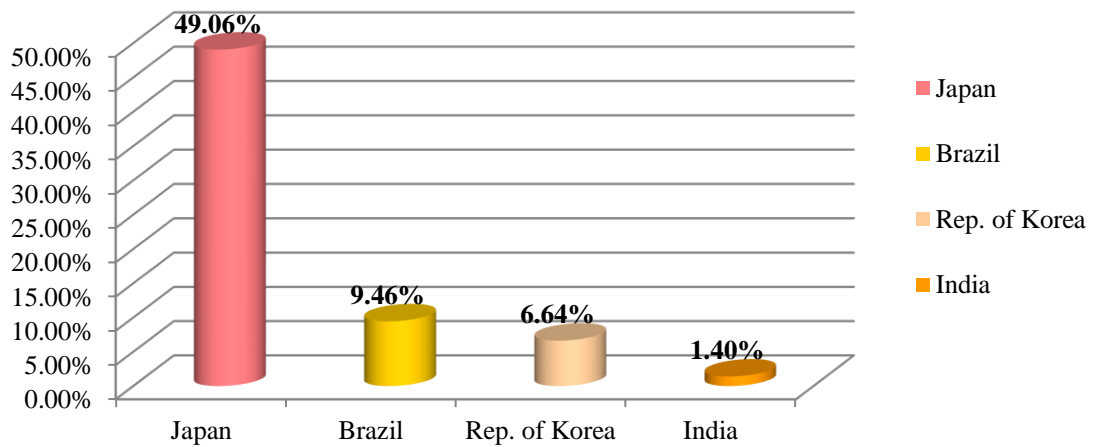
World’s 10 leading importers of Self-Propelled Bulldozers, Angledozer, Graders etc. globally (by percentage share in 2024)



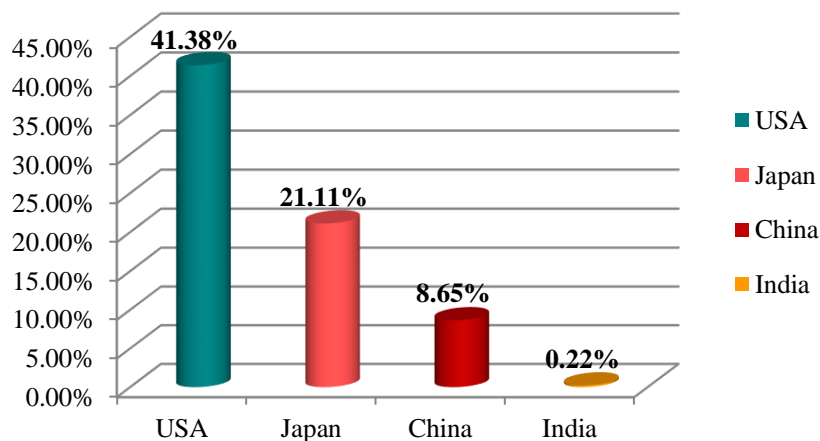
The Self-Propelled Bulldozers, Angledozer, Graders etc. imports worldwide was US\$ 53129.75 million in 2024, decreased drastically by 22.14% from 2023 levels. Over the period under review, global imports were at record high in 2023. The lead importer in this segment with highest share of imports has primarily been USA (20.51% share in 2024) followed next by Canada (7.40%) and Australia (4.86%). **India** has only 0.90% share of world importing trade in this segment. Global import value in this segment had steadily increased from 2021 to 2023 experiencing a huge increase in 2023 and a major dip in 2024.

As per UN Comtrade data base the top 3 importers of **Self-Propelled Bulldozers, Angledozer, Graders, Levellers, Scrapers, Mechanical Shovels, Excavators, Shovel Loaders, Tamping Machines and Road Roller** globally were **USA, Canada and Australia**. These three countries had imported 1.40%, 0.22% and 0.98% shares of their total imports from India in 2024 which is presented below:

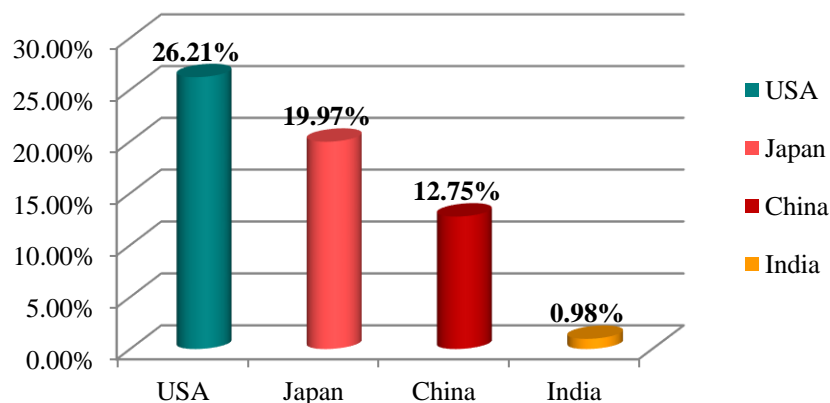
(i) Top 3 supplier nations of Self-Propelled Bulldozers, Angledozer, Graders etc. to USA in 2024 (Percentage share)



(ii) Top 3 supplier nations of Self-Propelled Bulldozers, Angledozer, Graders etc. to Canada in 2024 (Percentage share)



(iii) Top 3 supplier nations of Self-Propelled Bulldozers, Angledozer, Graders etc. to Australia in 2024 (Percentage share)



IMPORT

Taps, Cocks, Valves and Similar Appliances for Pipes, Boiler Shells, Tanks, Vats or the like, including Pressure-Reducing Valves and the thermostatically Controlled Valves as ITCHS Code – 8481 falls under Chapter -((Nuclear reactors, boilers, machinery and mechanical appliances; parts thereof) of Section – XVI (Machinery and Mechanical Appliances; Electrical equipment; Parts thereof; Sound Recorders and Reproducers, Television Image and Parts and Accessories of such Articles) of ITCHS classification. India is engaged in the process of exporting this commodity and in FY 2024-25, this commodity group had share of 0.31% in India's total Import value basket.

Table – 4

India's Top 10 Source Nations of Taps, Cocks, Valves and Similar Appliances for Pipes, Boiler Shells, Tanks, Vats or the like, including Pressure-Reducing Valves and the thermostatically Controlled Valves [ITCHS Code – 8481]

Rank	Countries	2021		2022		2023		2024	
		Value (million \$)	Share (%)	Value (million\$)	Share (%)	Value (million\$)	Share (%)	Value (million\$)	Share (%)
1.	China	365.38	21.79	429.75	22.91	435.36	21.41	498.37	22.57
2.	Germany	272.17	16.23	291.24	15.53	305.84	15.04	318.09	14.41
3.	U S A	155.79	9.29	204.41	10.90	206.44	10.15	215.26	9.75
4.	Italy	116.82	6.97	131.92	7.03	149.57	7.36	149.56	6.77
5.	Korea Rp	130.79	7.80	112.54	6.00	130.45	6.42	142.22	6.44
6.	Japan	159.59	9.52	145.47	7.76	139.42	6.86	138.41	6.27
7.	U K	112.60	6.71	132.39	7.06	106.36	5.23	121.48	5.50
8.	France	52.31	3.12	57.69	3.08	120.29	5.92	114.69	5.20
9.	Singapore	44.33	2.64	46.62	2.49	61.17	3.01	79.83	3.62
10.	Vietnam	8.89	0.53	26.54	1.42	35.53	1.75	51.96	2.35
	Others	258.39	15.41	297.16	15.84	342.59	16.85	377.81	17.11
	Total	1677.05	100	1875.74	100	2033.01	100	2207.68	100

Source: DGCI&S, Ministry of Commerce & Industry

Note: India's Import includes re-import also

The total amount of India's imports of Taps, Cocks, Valves and Similar Appliances for Pipes, Boiler Shells, Tanks, Vats or the like, including Pressure-Reducing Valves and the thermostatically Controlled Valves in 2024 stood at US\$ 2207.68 million registering an increase of 8.59% over 2023 levels. Over the period under review, India's imports in this segment had gradually increased from US\$ 1677.05 million in 2021 to US\$ 2207.68 million in 2024. In 2024, China stood out as India's top importing partner in this segment with a share of 22.57% followed next by Germany (14.41%) and USA (9.75%).

Table – 5

World’s Top 10 Importers of Taps, Cocks, Valves and Similar Appliances for Pipes, Boiler Shells, Tanks, Vats or the like, including Pressure-Reducing Valves and the thermostatically Controlled Valves [ITCHS Code – 8481]

Rank	Countries	2021		2022		2023		2024	
		Value (million\$)	Share (%)	Value (million\$)	Share (%)	Value (million\$)	Share (%)	Value (million\$)	Share (%)
1.	USA	15656.66	15.25	18085.60	17.14	17407.79	16.32	18288.73	16.82
2.	China	10529.34	10.25	9603.67	9.10	9170.73	8.60	9340.41	8.59
3.	Germany	7895.49	7.69	8117.31	7.69	8011.38	7.51	7803.56	7.18
4.	Mexico	3685.72	3.59	4208.56	3.99	4377.41	4.10	4787.28	4.40
5.	U K	3311.78	3.22	3575.45	3.39	3882.94	3.64	4278.41	3.94
6.	Canada	3234.04	3.15	3899.54	3.69	3899.11	3.66	3970.52	3.65
7.	France	3667.90	3.57	3616.97	3.43	3877.45	3.63	3869.87	3.56
8.	Saudi Arabia	1504.15	1.46	1542.38	1.46	1950.72	1.83	2915.94	2.68
9.	Italy	2589.96	2.52	2721.96	2.58	2802.18	2.63	2755.64	2.53
10.	Rep. of Korea	2730.85	2.66	2870.17	2.72	2709.91	2.54	2716.26	2.50
13.	India	1676.86	1.63	1878.68	1.78	2033.46	1.91	2171.54	2.00
	Others	46213.87	45.00	45415.55	43.03	46553.79	43.64	45823.97	42.15
	Total	102696.61	100	105535.84	100	106676.86	100	108722.13	100

Source: UN Comtrade

Total global imports of Taps, Cocks, Valves and Similar Appliances for Pipes, Boiler Shells, Tanks, Vats or the like, including Pressure-Reducing Valves and the thermostatically Controlled Valves were US\$ 108722.13 million in 2024 registering a little increase by 1.91% from 2023 levels. Over the period under review, global imports were at record high at US\$ 108722.13 million in 2024 and from 2021 to 2024, there is an observable increasing trend with a major leap in 2022. **India’s** imports amounted to approximately US\$ 2171.54 million in the year 2024 as per UN Comtrade database and **India** ranked 13th in the world with the share of 2.0% of total global imports of this commodity. The lead Importer of Taps, Cocks, Valves and Similar Appliances for Pipes, Boiler Shells, Tanks, Vats or the like, including Pressure-Reducing Valves and the thermostatically Controlled Valves has been USA (US\$ 18288.73 million) with 16.82% share of world imports in 2024 followed by China and Germany occupying 2nd and 3rd positions with 8.59% and 7.18% shares of global imports of this commodity respectively in 2024.
